

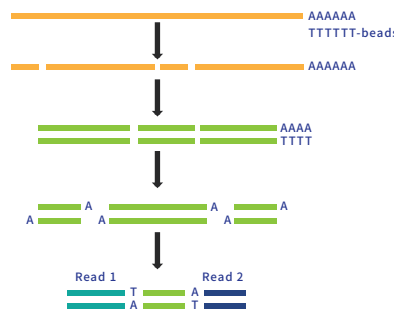
Eukaryotic mRNA Sequencing (NGS)

Unlock the secrets of eukaryotic mRNA with the next-generation sequencing (NGS) technology. Gain invaluable insights into gene transcription and expression levels under specific space-time. This information is crucial for advancing gene functionality research, understanding cellular signaling, and development, and improving disease diagnosis and treatment. With BMKGENE's extensive expertise in eukaryotic mRNA sequencing, we have successfully processed over 600,000 diverse samples, completing over 100,000 mRNA-seq projects.

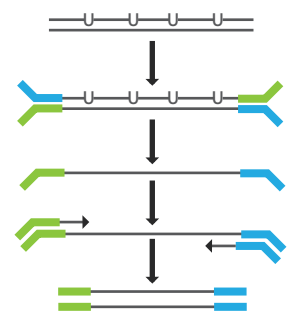
Technical Features



Non-stranded library construction



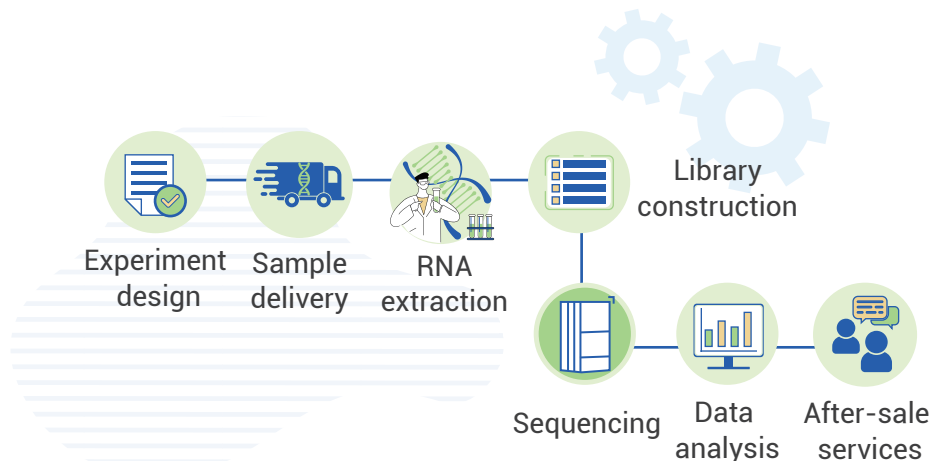
Stranded library construction



Bioinformatics

- ▶ Gene structure analysis;
- ▶ Gene expression quantification;
- ▶ Differential expression analysis;
- ▶ Functional annotation and enrichment on DEGs;
- ▶ Novel gene identification and function annotation;
- ▶ DEG protein-protein interaction.

Service Workflow



Service Advantages

- Reveal differences and regulation of gene expression, and study the mechanisms of gene regulation and cell fate determination.
- Discover new genes and transcripts, which helps to reveal the integrity and complexity of the genome.
- Strict quality control system: Core quality control points through all steps including sample preparation, library construction, sequencing and bioinformatics are under close monitoring in order to deliver high-quality results.
- Multiple databases available for function annotation and enrichment studies to fulfill diverse research goals.
- After-sale services: After-sale services are valid for 3 months upon project completion, including project follow-up, trouble-shooting, results Q&A, etc.

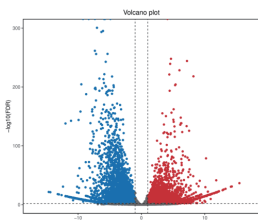
Service Specifications

Library	Platform	Recommended Data	Data Quality
PolyA enriched	Illumina/DNBSEQ	6 /10 /15 Gb	Q30 ≥ 85%

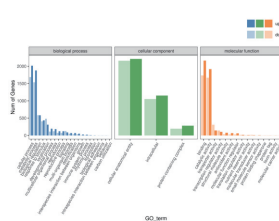
Sample Requirements

Amount	Purity	Integrity
Conc. ≥ 10 ng/μL; Volume ≥ 20 μL; Total ≥ 0.2 μg	OD260/280=1.7-2.5 OD260/230=0.5-2.5 Limited or no protein or DNA contamination shown on gel.	For plants: RIN ≥ 4.0; For animals: RIN ≥ 4.5; 5.0 ≥ 28S/18S ≥ 1.0; limited or no baseline elevation

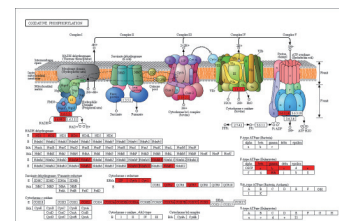
Demo Results



1. Differential expression analysis-Volcano plot



2. GO classification on DEGs



3. KEGG annotation on DEGs

Featured Publications

Year	Journal	Article	Applications	DOI
2024	Aging Cell	Mitophagy defect mediates the aging-associated hallmarks in Hutchinson–Gilford progeria syndrome	Disease treatment	10.1111/accel.14143
2024	Cellular and Molecular Immunology	SMAD7 expression in CAR-T cells improves persistence and safety for solid tumors	Disease treatment	10.1038/s41423-023-01120-y
2023	Nature	Molecular basis of methyl-salicylate-mediated plant airborne defence	Airborne defence	10.1038/s41586-023-06533-3

Biomarker Technologies (BMKGENE)

✉ info@bmkgene.com 🌐 www.bmkgene.com

Global Locations

Germany United Kingdom United States China